



# 'Thank You Teacher' Card

## Instructions


1. Print out the design onto a sheet of paper or card (see overleaf).
2. Trace the message on the front and then decorate however you like!
3. Fold it in half so that the short sides of the paper are touching.
4. Fold the paper in half again as shown below.
5. Write your message inside and give the finished card to your teacher!



Thank you

Fold 2

Fold 1



Letterland


Child-friendly phonics

© Letterland International Ltd 2019. www.letterland.com

Thank you

Fold 2

Fold 1



Letterland

Child-friendly phonics

© Letterland International Ltd 2019. www.letterland.com