







Introduction

There is no better way to learn than when it happens naturally. Whether you are following step-by-step craft activities or playing games together, opportunities to talk and learn will simply present themselves.

-  talk about the shapes, textures and colours of materials used,
-  talk about different sounds you hear as you follow each project,
-  learn new vocabulary to describe how to make each craft,
-  look out for the alliterative language for each letter of the alphabet.

Letterland has a whole range of products which include fun ideas for developing language skills, with activities that help children become happy, confident and successful in early literacy and in life!

For more information visit: www.letterland.com

Safety first!

It is most important that all the crafts and games are completed safely and your house remains the way you like it! Look out for these symbols.



Paints and Glue

Cover surfaces with newspaper and wear aprons. We advise the use of non-toxic PVA glue and washable poster paints.



Scissors

We advise the use of safety scissors, or if your child is very young, do any cutting required for them.



Warning

Read the additional advice given and take extra care where you see this symbol.



Supervision

Where you see this symbol, adult supervision may be required.

Golden Girl's Guessing Game

You will need:

- a dice
- a counter for each player
- a friend or two!

Golden Girl thinks games are great!

1. Put your counters on the 'start' square.
2. Roll the dice and move that number.



a

b

c

d

j

k

l

m

n

s

t

u

v

w



3. Describe an animal that starts with the letter sound that you've landed on. If you can't think of one, miss a turn.

4. The first player to guess the animal correctly has the next turn.

5. The winner is the first person to reach the finish square.



For the letter 'x', you'll need to think of a word with 'x' at the end, like ox or fox.

Tricky



Easy

