

COVID-19 GUIDANCE AND SUPPORT

Basic Lesson Frameworks for Remote Learning Situations



We understand that these are difficult times, so we are doing everything possible to make sure that your students are able to maintain some continuity and still see their Letterland friends, despite school closures.

Basic Lesson Frameworks

Not all Letterland learning methods can be adapted for remote learning, however, we are providing frameworks for the parts that *can* be used to enable students to consolidate or continue learning. It is not a comprehensive learning package. It is designed to support you during this unprecedented COVID-19 outbreak. There are currently seven frameworks from which to choose. Simply find the framework that best matches your Grade Level and Unit of teaching.

What do I need?

Your students will need access to: *Letterland Phonics Online* and documents from your *Teacher Toolkit* such as ‘Unit Stories’ and ‘Word Detectives’.

How do I set it up?

We have made it possible for all Letterland school customers to set up their teachers and students with free access to *Letterland Phonics Online* while schools remained closed. Since Phonics Online is web-based, this will mean that students can access Letterland animations, songs and readers at home. Please find more information on our website.

You can share documents from your *Teacher Toolkit* (available to teachers via *Phonics Online*) by whichever means suits your school. For example, you can share documents via Google Classrooms, Blackboard, email or as print outs.

We are also working really hard to collate additional downloadable resources that will be accessible via a dedicated page on our website:

<https://www.letterland.com/covid-19>

COVID-19 GUIDANCE AND SUPPORT







Basic Lesson Framework for Remote Learning Situations




Grade Two

Not all Letterland learning methods can be adapted for remote learning, however, this document provides a framework for the parts that can be used to enable students to consolidate or continue learning. It is not a comprehensive learning package. It is designed to support you during this unprecedented COVID-19 outbreak. **Your students will need access to:** *Letterland Phonics Online* and documents shared from your *Teacher Toolkit*.

This Basic Lesson Framework is suitable for helping you deliver **Grade Two**

STEP		What do I do?	What do I use?
1. Review with the Student List	S	Review some spelling patterns and phonic concepts from previous days. You could use the 'Meet the Letterlanders' page to review. Children should also read aloud the previous lesson's Student List.	Phonics Online - 'Meet the Letterlanders' Teacher Toolkit resource 'Student List'
2. Review Phonic Concept	S	If applicable, review the phonic concept of the day by looking at the Story. Look at the picture and talk about what you can see. Emphasise the sound as you explore the picture.	Phonics Online - 'Meet the Letterlanders>Story' 
3. Song - Shared Reading	W T	If applicable for the Unit, read the song lyrics that contain lots of good vocabulary, high-frequency words, and words containing the target spelling pattern.	Phonics Online - 'Meet the Letterlanders>Song' 
4. Word Detectives	S W T	As a downloadable resource there are 'Word Detective' pages for each Unit. Children need to Quick Code the sentences focussing on the Unit phonic concept. Children should be familiar with basic Quick Coding techniques. <i>Teachers: Share any new techniques.</i>	Teacher Toolkit resource 'Unit Activities> Word Detectives' 
5. Review Sentences	S W T	As a downloadable resource there are 'Review Sentences'. These sentences contain words that build on previous learning so children should be able to read them. Children read the sentences aloud. Adult to a question about the sentence. Read the sentence aloud together.	Teacher Toolkit resource 'Unit Activities> Review Sentences' 

COVID-19 Basic Lesson Framework - Grade Two continued.

STEP	What do I do?	What do I use?
6. Written Word Sort S W	<p>For this each student needs a copy of the 'Student List' and 'Written Word Sort' for the Unit. An adult needs to read out the words on the 'Student List', while the child writes the word under the correct spelling pattern on their 'Word Sort' page.</p> <p>Remember you can use your 'Little Letter Cards' to help with segmenting to spell words. Say the word slowly, segmenting the sounds. Point to the sounds you hear and move the cards together to form the word. Finally blend the sounds to read and check the word.</p>	<p>Teacher Toolkit resource 'Unit Activities> 'Student List' 'Written Word Sort' Little Letter Cards</p>  <p>shou t c l aw</p>
7. Unit Story T	<p>As a downloadable resource there are 'Unit Stories'. It would be best when sharing these for an adult to read the story to the child first, helping them to understand the story. Try reading the story together, before asking the child to read the story on their own.</p>	<p>Teacher Toolkit resource 'Unit Activities> 'Unit Story'</p> 
8. Writing W T	<p>Encourage children to try writing 3 interesting sentences using some of the words and spelling patterns from the lesson. These sentences can be inspired by the Unit Story.</p>	<p>Lined paper</p>
9. Practice, Play, and Read! S W T	<p>Skills Practice You may want to focus on specific skills. Go to the + sign at the top of the map and then choose the skills focus required.</p> <p>Phonics Online Journey Continue on your learning journey through Letterland. The journey ensures you consolidate your learning as you play!</p> <p>Phonics Readers: There are lots of readers on Phonics Online. Find the reader that focusses on the spelling pattern of the Unit and enjoy the story.</p> 	<p>Phonics Online - 'Phonics Games/Skills/ Phonics Readers'</p> 