

Dress Up – Mr A

Step-by-Step Craft Ideas

Easy ★★☆☆☆ Tricky


Letterland

What you'll need:

- 'a' letter template
- Scissors
- Green felt
- Kitchen dish towel
- Fusible bonding web (e.g. Stitch Witchery)
- Iron
- Red ribbon
- A4 white paper

Recommended props (optional):

- Yellow pullover
- Grey trousers
- Sandals



1. Fold in two edges of dish towel and iron flat. Once you have created folds, use scissors to cut off excess, leaving about an inch of material.



2. Place pieces of stitch witchery between the folds, then iron over the top. This will melt the stitch witchery and glue folds down.



3. Use fusible bonding web and iron to attach ribbon to the dish towel, creating apron ties.



4. Trace 'a' letter template onto green felt. Cut out.



5. Use pieces of fusible bonding web and iron to glue felt 'a' to the apron.



6. Wear your new apron and carry some apples (find out how to make these on the next page) to become Mr A!

Dress Up – Mr A

Step-by-Step Craft Ideas

Easy ★★☆☆☆ Tricky

Letterland

What you'll need:

- Scissors
- Red wool
- Pen
- Large glass

Recommended props (optional):

- Yellow pullover
- Grey trousers
- Sandals



7. Draw two circles from the cardboard using a glass. Draw a smaller circle within them. Cut out to create two donut shapes. Cut out a small chunk from each donut.



10. Take a piece of wool and thread it in between the pieces of card. Pull tightly and knot.




8. Hold the two pieces of cardboard together. Wrap the red wool around them and cut the end of the wool.



11. Find the centre of the pom pom and push the brown pipe cleaner through. Then twist together and cut. This is the apple stalk.



9. Separate the two pieces of card and cut in between them, cutting the wool.




12. Repeat step 11 with a green pipe cleaner. Remove cardboard from pom pom.

Dress Up – Mr A


Step-by-Step Craft Ideas

Easy ★★☆☆☆ Tricky

Letterland



13. Draw two identical leaves on green card and cut out.



14. Glue leaves to either side of the green pipe cleaner. Trim your pom pom to make it an apple shape.

