

# Dress Up – Annie Apple

## Step-by-Step Craft Ideas

Easy ★★★★★ Tricky


Letterland

What you'll need:


- Annie Apple leaf template
- Head band
- Green card
- Red pipe cleaners
- Brown pipe cleaner
- Scissors
- Glue
- Green pens (optional)

Recommended props (optional):

- Red t-shirt




1. Print out leaf template on a piece of green card.



2. Cut out leaf, making sure you leave the extra strip of paper at the bottom. Add any additional decoration using green pens.



3. Wrap the red pipe cleaners around the head band. Twist the ends upwards so they won't poke your child's ears.



4. Twist the excess paper at the bottom of the leaf tightly around the headband and glue it to the leaf.



5. Twist the brown pipe cleaner around the headband, making it poke upwards. Twist the ends together to create Annie's stalk.

Complete costume with letter shape template.

